

Jefferson Parish Redistricting Proposal 11.9.21 2020

Total Population 2020 - Existing Council Districts							
District	Total_2020_Total	White_2020_Total	Hispanic_2020_Total	Black_2020_Total	Asian_2020_Total	Native_2020_Total	Pacific_2020_Total
1	92,578	35,779	15,979	33,585	6,480	2,427	179
2	82,922	53,426	10,458	14,767	2,807	1,966	117
3	83,792	15,217	11,772	52,822	4,217	1,316	75
4	86,790	44,808	22,934	12,911	5,201	1,801	111
5	94,699	59,155	17,914	12,132	4,815	1,657	87
Total	440,781	208,385	79,057	126,217	23,520	9,167	569
District	Total_2020_Total	White_2020_Total	Hispanic_2020_Total	Black_2020_Total	Asian_2020_Total	Native_2020_Total	Pacific_2020_Total
1	100.0%	38.6%	17.3%	36.3%	7.0%	2.6%	0.2%
2	100.0%	64.4%	12.6%	17.8%	3.4%	2.4%	0.1%
3	100.0%	18.2%	14.0%	63.0%	5.0%	1.6%	0.1%
4	100.0%	51.6%	26.4%	14.9%	6.0%	2.1%	0.1%
5	100.0%	62.5%	18.9%	12.8%	5.1%	1.7%	0.1%
Total	100.0%	47.3%	17.9%	28.6%	5.3%	2.1%	0.1%

Total Population 2020 - JP Redistricting Proposal 11.9.21							
District	Total_2020_Total	White_2020_Total	Hispanic_2020_Total	Black_2020_Total	Asian_2020_Total	Native_2020_Total	Pacific_2020_Total
1	90,168	35,319	15,679	32,331	6,080	2,404	178
2	86,779	56,277	11,031	15,004	2,940	2,028	122
3	86,202	15,677	12,072	54,076	4,617	1,339	76
4	88,966	45,890	23,736	13,106	5,338	1,842	112
5	88,666	55,222	16,539	11,700	4,545	1,554	81
Total	440,781	208,385	79,057	126,217	23,520	9,167	569
District	Total_2020_Total	White_2020_Total	Hispanic_2020_Total	Black_2020_Total	Asian_2020_Total	Native_2020_Total	Pacific_2020_Total
1	100.0%	39.2%	17.4%	35.9%	6.7%	2.7%	0.2%
2	100.0%	64.9%	12.7%	17.3%	3.4%	2.3%	0.1%
3	100.0%	18.2%	14.0%	62.7%	5.4%	1.6%	0.1%
4	100.0%	51.6%	26.7%	14.7%	6.0%	2.1%	0.1%
5	100.0%	62.3%	18.7%	13.2%	5.1%	1.8%	0.1%
Total	100.0%	47.3%	17.9%	28.6%	5.3%	2.1%	0.1%

Total Population Change - JP Redistricting Proposal 11.9.21							
District	Total_2020_Total	White_2020_Total	Hispanic_2020_Total	Black_2020_Total	Asian_2020_Total	Native_2020_Total	Pacific_2020_Total
1	(2,410)	(460)	(300)	(1,254)	(400)	(23)	(1)
2	3,857	2,851	573	237	133	62	5
3	2,410	460	300	1,254	400	23	1
4	2,176	1,082	802	195	137	41	1
5	(6,033)	(3,933)	(1,375)	(432)	(270)	(103)	(6)
Total	-	-	-	-	-	-	-
District	Total_2020_Total	White_2020_Total	Hispanic_2020_Total	Black_2020_Total	Asian_2020_Total	Native_2020_Total	Pacific_2020_Total
1	0.0%	0.5%	0.1%	-0.4%	-0.3%	0.0%	0.0%
2	0.0%	0.4%	0.1%	-0.5%	0.0%	0.0%	0.0%
3	0.0%	0.0%	0.0%	-0.3%	0.3%	0.0%	0.0%
4	0.0%	0.0%	0.3%	-0.1%	0.0%	0.0%	0.0%
5	0.0%	-0.2%	-0.3%	0.4%	0.0%	0.0%	0.0%
Total	0.0%	0.0%	0.0%	0.0%	0.0%	0.0%	0.0%

Jefferson Parish Redistricting Proposal VAP 2020

VAP 2020 - Existing Council Districts								
District	Total_2020_VAP	White_2020_VAP	Hispanic_2020_VAP	Black_2020_VAP	Asian_2020_VAP	Native_2020_VAP	Pacific_2020_VAP	
1	69,944	29,015	10,732	24,384	5,009	1,805	124	
2	68,020	45,784	7,617	11,163	2,185	1,524	82	
3	62,645	12,895	7,969	38,518	3,254	965	52	
4	68,055	37,529	16,489	9,273	3,847	1,325	68	
5	75,990	50,089	12,677	8,837	3,666	1,216	62	
Total	344,654	175,312	55,484	92,175	17,961	6,835	388	
District	Total_2020_Total	White_2020_Total	Hispanic_2020_Total	Black_2020_Total	Asian_2020_Total	Native_2020_Total	Pacific_2020_Total	
1	100.0%	41.5%	15.3%	34.9%	7.2%	2.6%	0.2%	
2	100.0%	67.3%	11.2%	16.4%	3.2%	2.2%	0.1%	
3	100.0%	20.6%	12.7%	61.5%	5.2%	1.5%	0.1%	
4	100.0%	55.1%	24.2%	13.6%	5.7%	1.9%	0.1%	
5	100.0%	65.9%	16.7%	11.6%	4.8%	1.6%	0.1%	
Total	100.0%	50.9%	16.1%	26.7%	5.2%	2.0%	0.1%	

VAP 2020 - JP Redistricting Proposal 11.9.21								
District	Total_2020_VAP	White_2020_VAP	Hispanic_2020_VAP	Black_2020_VAP	Asian_2020_VAP	Native_2020_VAP	Pacific_2020_VAP	
1	68,195	28,715	10,505	23,455	4,726	1,788	123	
2	71,148	48,179	8,037	11,331	2,286	1,571	87	
3	64,394	13,195	8,196	39,447	3,537	982	53	
4	69,699	38,439	17,010	9,397	3,954	1,355	69	
5	71,218	46,784	11,736	8,545	3,458	1,139	56	
Total	344,654	175,312	55,484	92,175	17,961	6,835	388	
District	Total_2020_VAP	White_2020_VAP	Hispanic_2020_VAP	Black_2020_VAP	Asian_2020_VAP	Native_2020_VAP	Pacific_2020_VAP	
1	100.0%	42.1%	15.4%	34.4%	6.9%	2.6%	0.2%	
2	100.0%	67.7%	11.3%	15.9%	3.2%	2.2%	0.1%	
3	100.0%	20.5%	12.7%	61.3%	5.5%	1.5%	0.1%	
4	100.0%	55.2%	24.4%	13.5%	5.7%	1.9%	0.1%	
5	100.0%	65.7%	16.5%	12.0%	4.9%	1.6%	0.1%	
Total	100.0%	50.9%	16.1%	26.7%	5.2%	2.0%	0.1%	

VAP Change - JP Redistricting Proposal 11.9.21								
District	Total_2020_VAP	White_2020_VAP	Hispanic_2020_VAP	Black_2020_VAP	Asian_2020_VAP	Native_2020_VAP	Pacific_2020_VAP	
1	(1,749)	(300)	(227)	(929)	(283)	(17)	(1)	
2	3,128	2,395	420	168	101	47	5	
3	1,749	300	227	929	283	17	1	
4	1,644	910	521	124	107	30	1	
5	(4,772)	(3,305)	(941)	(292)	(208)	(77)	(6)	
Total	-	-	-	-	-	-	-	
District	Total_2020_VAP	White_2020_VAP	Hispanic_2020_VAP	Black_2020_VAP	Asian_2020_VAP	Native_2020_VAP	Pacific_2020_VAP	
1	0.0%	0.6%	0.1%	-0.5%	-0.2%	0.0%	0.0%	
2	0.0%	0.4%	0.1%	-0.5%	0.0%	0.0%	0.0%	
3	0.0%	-0.1%	0.0%	-0.2%	0.3%	0.0%	0.0%	
4	0.0%	0.0%	0.2%	-0.1%	0.0%	0.0%	0.0%	
5	0.0%	-0.2%	-0.2%	0.4%	0.0%	0.0%	0.0%	
Total	0.0%	0.0%	0.0%	0.0%	0.0%	0.0%	0.0%	

Partisan Lean

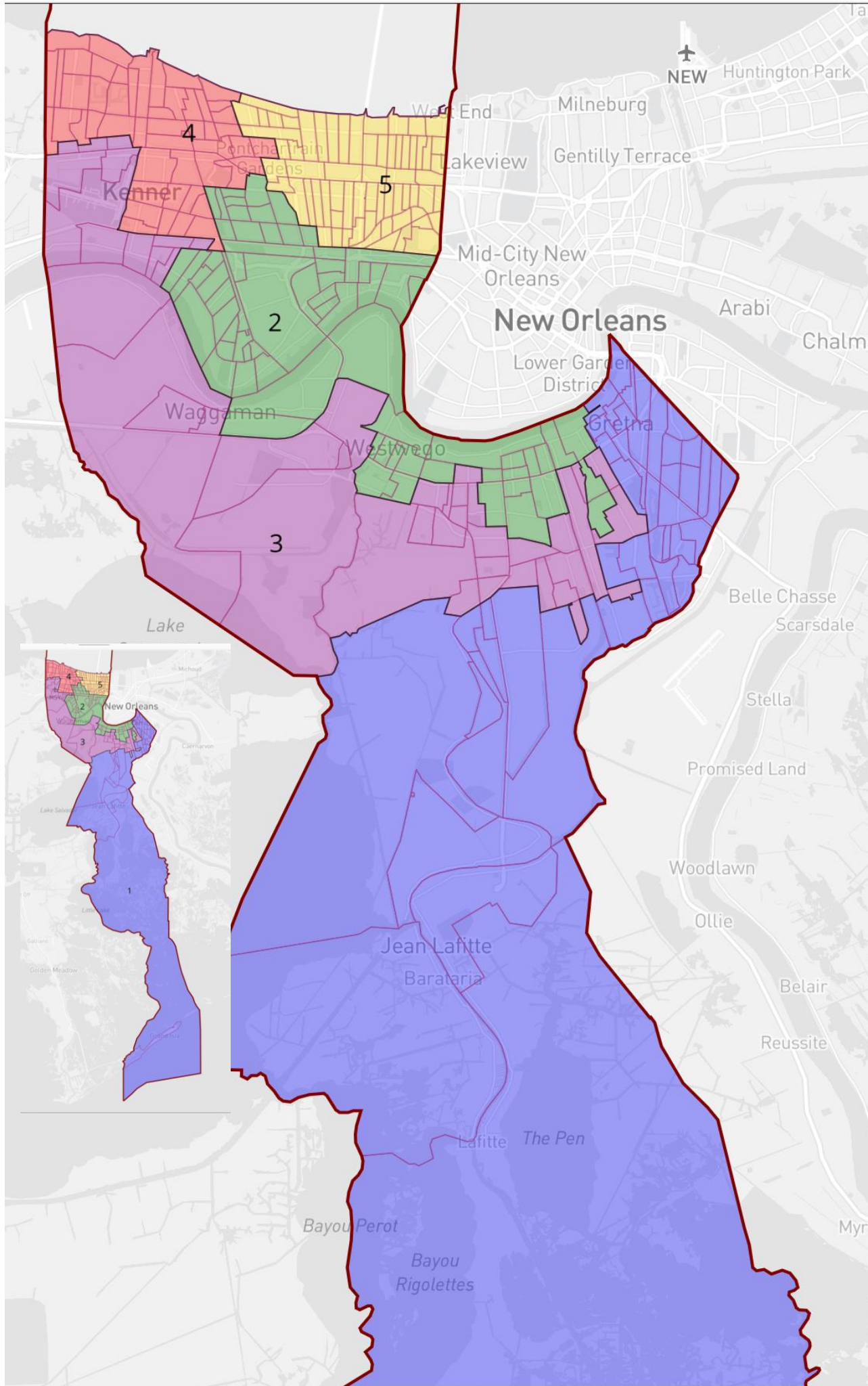
Existing Districts			
CD	Dem	Rep	Other
1	49.8%	48.4%	1.7%
2	33.4%	64.6%	2.0%
3	74.7%	23.1%	2.2%
4	34.3%	63.8%	1.9%
5	31.6%	66.8%	1.7%
Parish	43.0%	55.1%	1.9%

JP Redistricting Proposal 11.9.21			
CD	Dem	Rep	Other
1	49.1%	49.2%	1.7%
2	33.0%	65.0%	2.0%
3	74.9%	22.9%	2.2%
4	34.2%	63.9%	1.9%
5	31.9%	66.5%	1.6%
Parish	43.0%	55.1%	1.9%

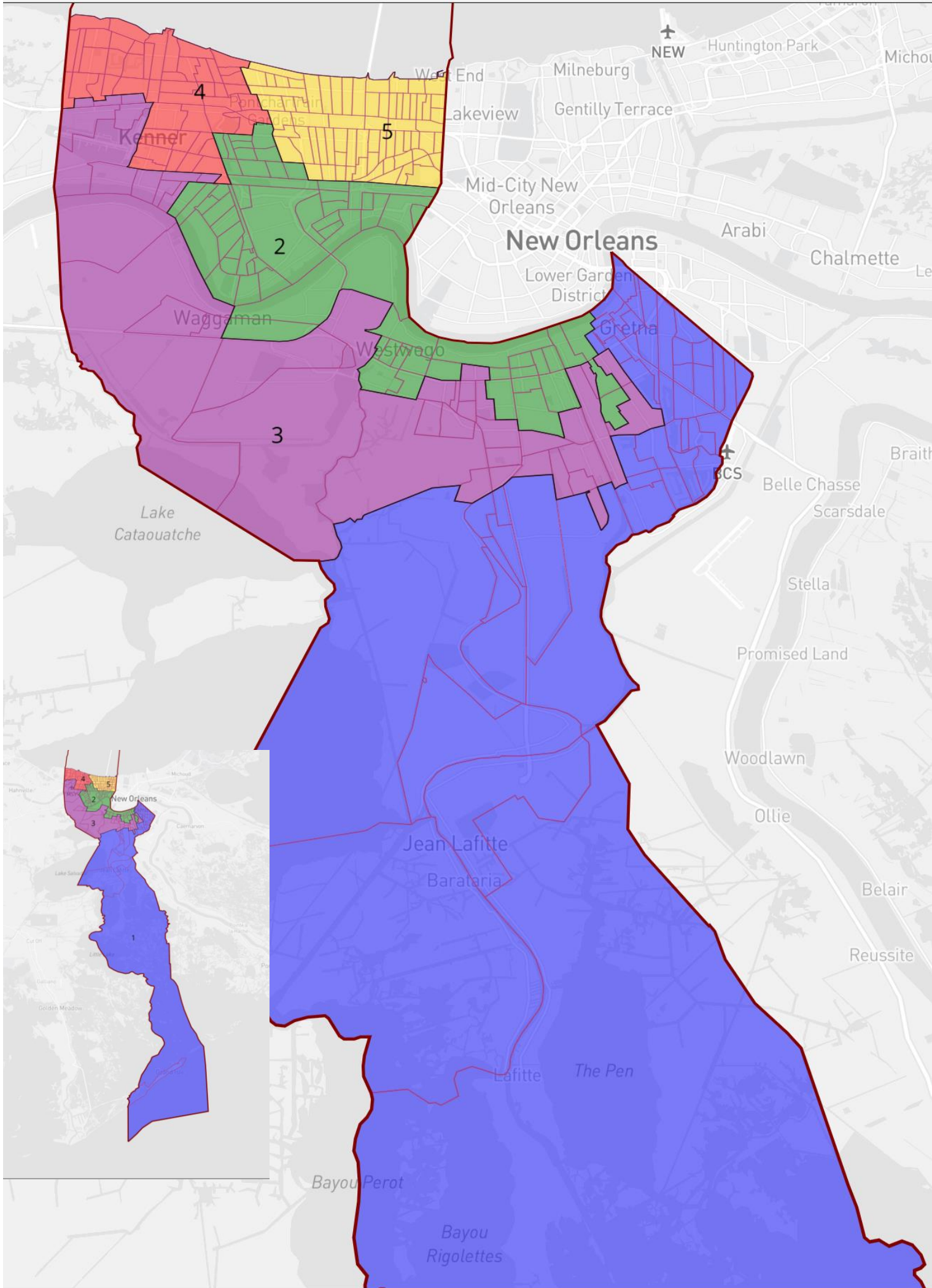
JP Redistricting Proposal 11.9.21			
CD	Dem	Rep	Other
1	-0.7%	0.7%	0.0%
2	-0.4%	0.3%	0.0%
3	0.2%	-0.2%	0.0%
4	-0.1%	0.1%	0.0%
5	0.3%	-0.3%	0.0%
Parish	0.0%	0.0%	0.0%

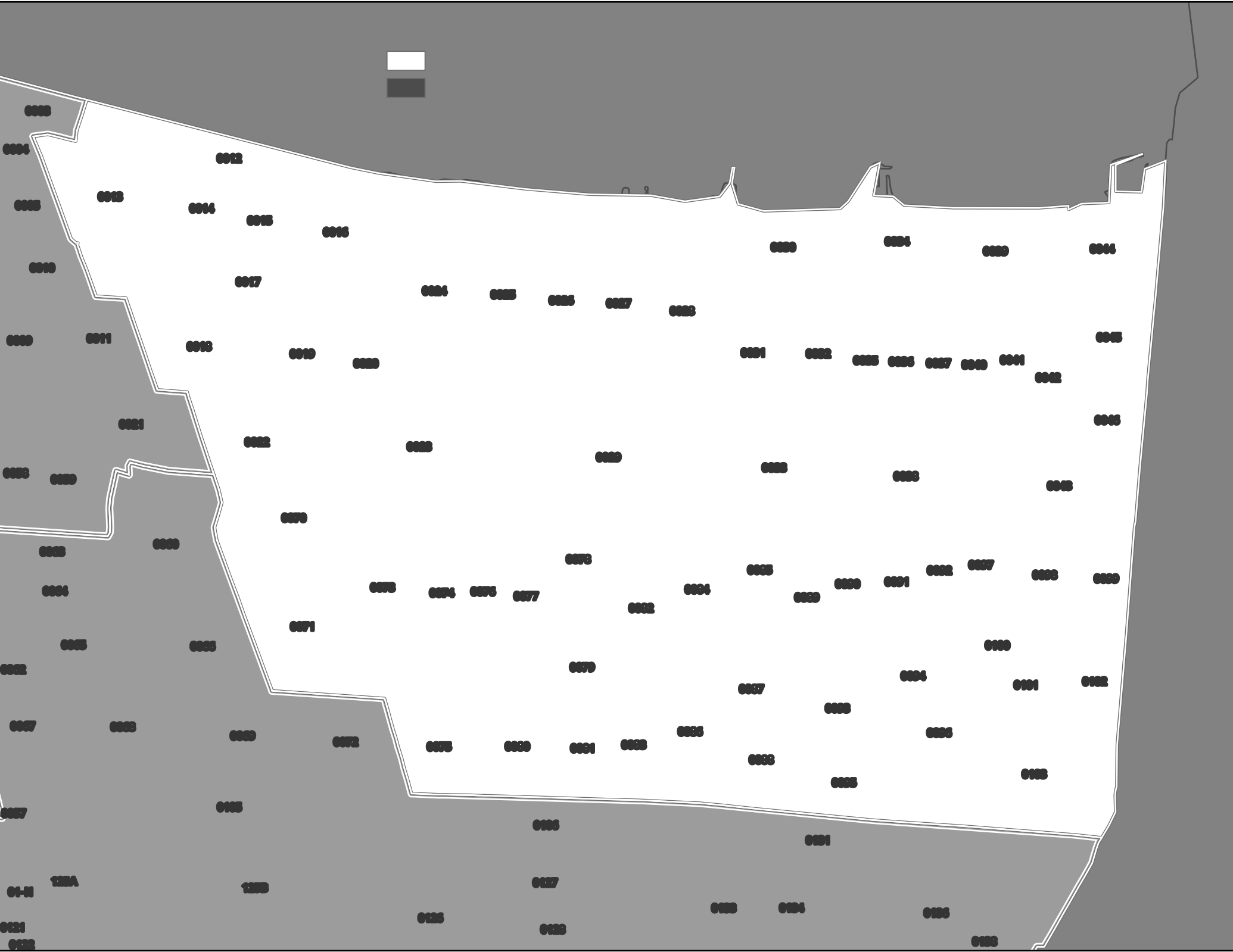
Reassigned Precincts in JP Redistricting Proposal 11.9.21			
Precinct	Current	Proposed	Reassigned
	District		
216A	1	3	Y
71	5	2	Y
75	5	2	Y
18	5	4	Y

Proposal 11.9.21



Existing Districts





0003
0004
0005
0006
0007
0008
0009
0010
0011
0012
0013
0014
0015
0016
0017
0018
0019
0020
0021
0022
0023
0024
0025
0026
0027
0028
0029
0030
0031
0032
0033
0034
0035
0036
0037
0038
0039
0040
0041
0042
0043
0044
0045
0046
0047
0048
0049
0050
0051
0052
0053
0054
0055
0056
0057
0058
0059
0060
0061
0062
0063
0064
0065
0066
0067
0068
0069
0070
0071
0072
0073
0074
0075
0076
0077
0078
0079
0080
0081
0082
0083
0084
0085
0086
0087
0088
0089
0090
0091
0092
0093
0094
0095
0096
0097
0098
0099
0100
0101
0102
0103
0104
0105
0106
0107
0108
0109
0110
0111
0112
0113
0114
0115
0116
0117
0118
0119
0120
0121
0122
0123
0124
0125
0126
0127
0128
0129
0130
0131
0132
0133
0134
0135
0136
0137
0138
0139
0140
0141
0142
0143
0144
0145
0146
0147
0148
0149
0150
0151
0152
0153
0154
0155
0156
0157
0158
0159
0160
0161
0162
0163
0164
0165
0166
0167
0168
0169
0170
0171
0172
0173
0174
0175
0176
0177
0178
0179
0180
0181
0182
0183
0184
0185
0186
0187
0188
0189
0190
0191
0192
0193
0194
0195
0196
0197
0198
0199
0200

122A

122B

01-N