

Water / Sewer / Garbage Service Mosquito Control / Recreation Service / LADHH Safe Water Fee

2024 Utility Bill Increase

Water, Sewer & Garbage Collection Footprint:



Jefferson Parish provides **water services** to residents in:

- Unincorporated Jefferson Parish
- City of Kenner
- City of Harahan
- Town of Jean Lafitte
- Town of Grand Isle
- City of Gretna (Timberlane Subdivision)
- City of Westwego (we sell to them)

Jefferson Parish provides **sewer services** to residents in:

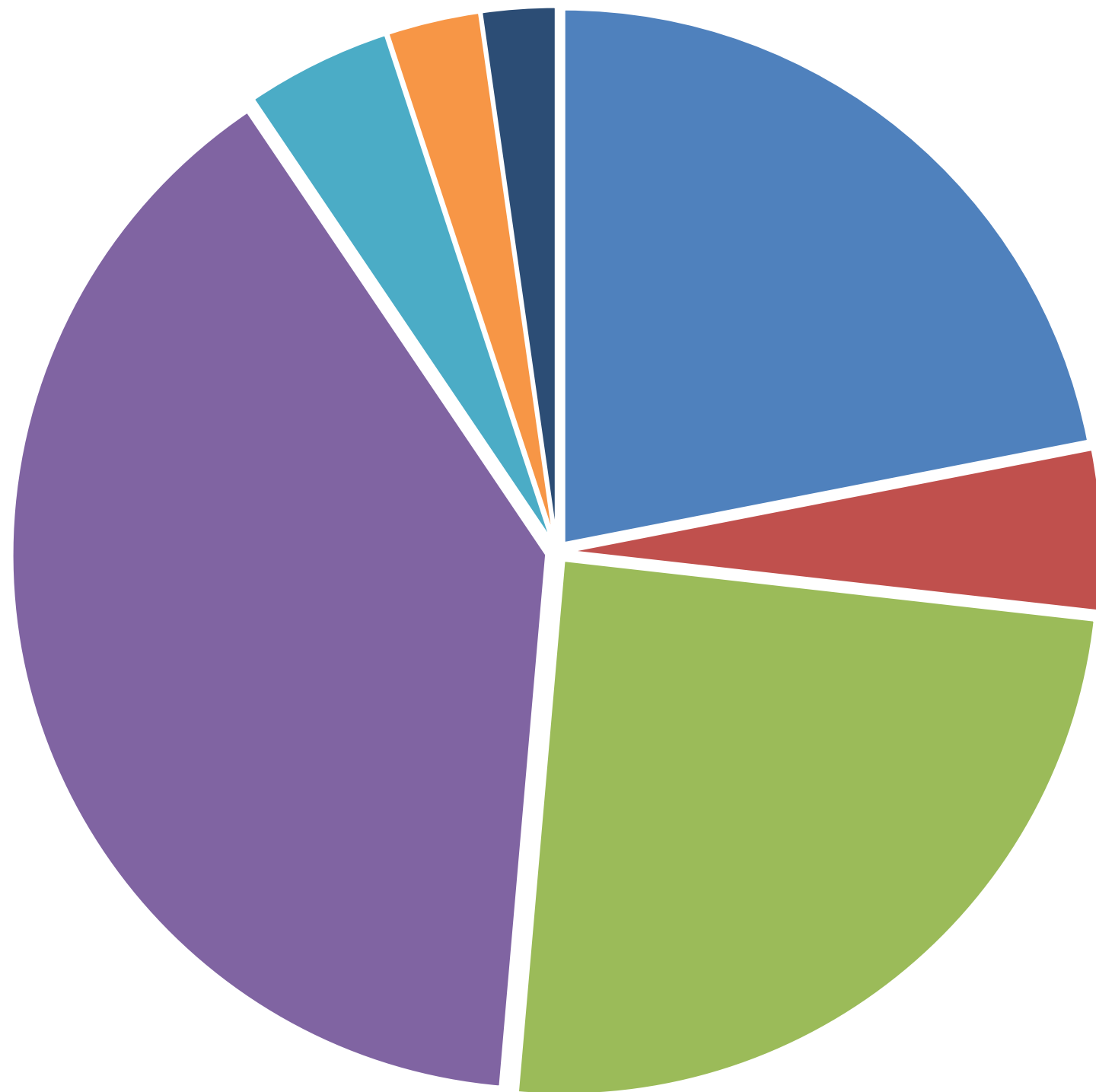
- Unincorporated Jefferson Parish
- Town of Jean Lafitte
- City of Gretna (Timberlane Subdivision)

Jefferson Parish provides **garbage collection services** to residents in:

- Unincorporated Jefferson Parish
- Town of Jean Lafitte

2023 Utility Bill Breakdown*

- Water Consumption
- Water Service
- Sewerage Usage
- Garbage Service
- Mosquito Control
- Recreation Service
- LADHH Safe Water Fee



***NOTE: Jefferson Parish residents pay every other month (not monthly)**





Average Monthly Residential Service Bill (Water/Sewer/Garbage/Mosquito Control/Recreation/LADHH Safe Water Fee) (Based upon Average Water Consumption of 6,200 Gallons/Month)					
Billing Category	2023 Charge	2024 Rate Increase	2024 Annual CPI Increase (3.4%)	2024 Total Increase	2024 Total Charges
Water Consumption	\$17.59	\$2.93	\$0.70	\$3.63	\$21.22
Water Service	\$2.46	----	\$0.08	\$0.08	\$2.54
Sewerage Usage	\$18.35	\$3.63	\$0.75	\$4.38	\$22.73
Sewerage Service	\$1.62	----	\$0.06	\$0.06	\$1.68
Garbage Service	\$19.88	\$5.32	----	\$5.32	\$25.20
Mosquito Control	\$2.24	----	\$0.08	\$0.08	\$2.32
Recreation Service	\$1.43	----	\$0.05	\$0.05	\$1.48
LADHH Safe Water Fee	\$1.00	----	----	----	\$1.00
Total	\$64.57	\$11.88	\$1.71	\$13.60	\$78.16





2024 Water Volume Consumption Increase Cost (Water - \$4.80 per 1,000 Gallons Sewer - \$8.46 per 1,000 Gallons)					
Monthly Volume Consumption	6,200 Gallons	7,200 Gallons	8,200 Gallons	9,200 Gallons	10,200 Gallons
Water Consumption	\$21.22	\$26.02	\$30.82	\$35.62	\$40.42
Water Service	\$2.54	\$2.54	\$2.54	\$2.54	\$2.54
Sewerage Usage	\$22.73	\$31.19	\$39.65	\$48.11	\$56.57
Sewerage Service	\$1.68	\$1.68	\$1.68	\$1.68	\$1.68
Garbage Service	\$25.20	\$25.20	\$25.20	\$25.20	\$25.20
Mosquito Control	\$2.32	\$2.32	\$2.32	\$2.32	\$2.32
Recreation Service	\$1.48	\$1.47	\$1.47	\$1.47	\$1.47
LADHH Safe Water Fee	\$1.00	\$1.00	\$1.00	\$1.00	\$1.00
Total	\$78.16	\$91.42	\$104.68	\$117.94	\$131.20



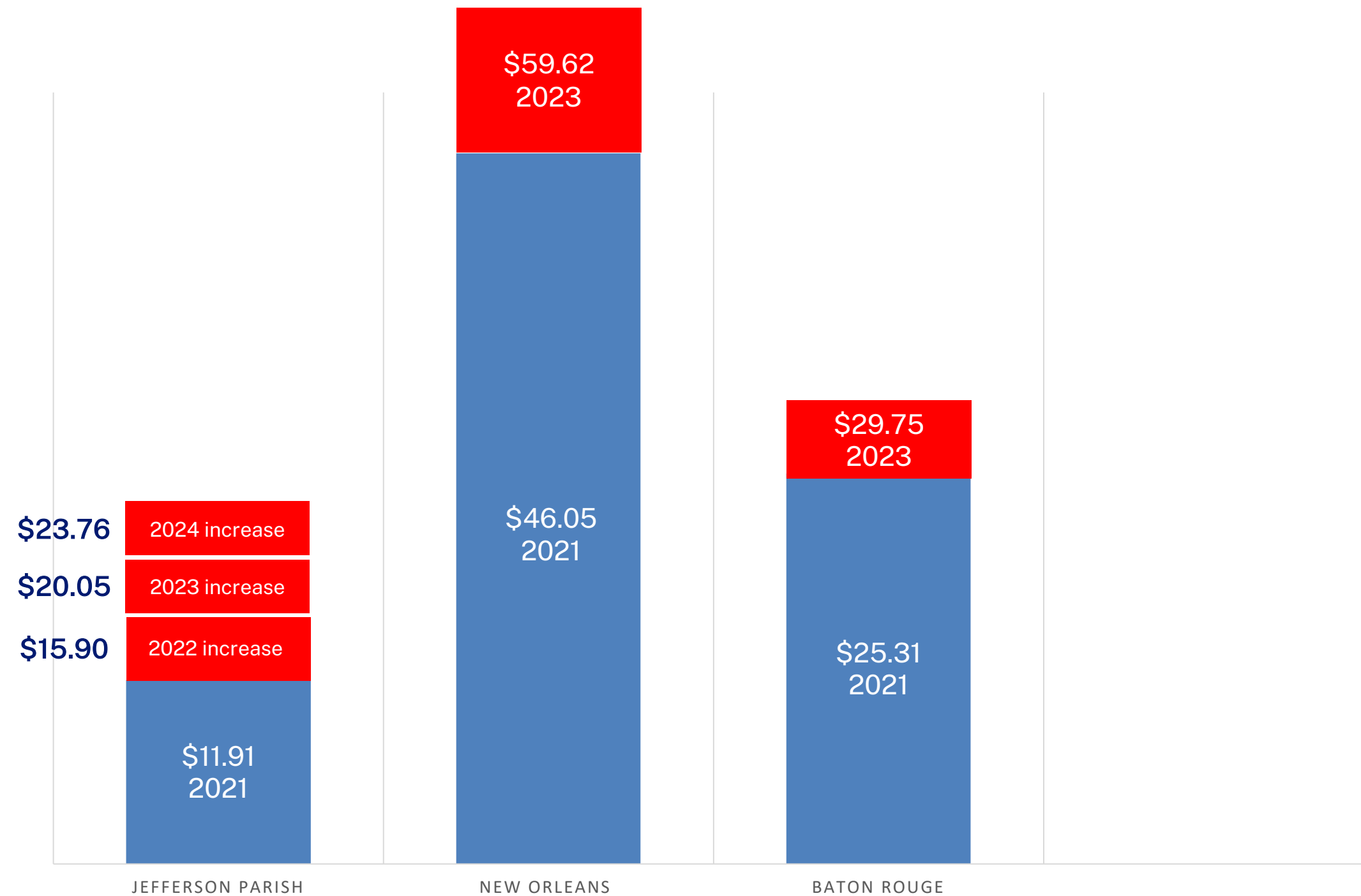


Minimum Usage Monthly Residential Service Bill (Water/Sewer/Garbage/Mosquito Control/Recreation/LADHH Safe Water Fee) (Based upon average water consumption of 3,000 gallons/month or less)					
Billing Category	2023 Charge	2024 Rate Increase	2024 Annual CPI Increase	2024 Total Increase	2024 Total Charges
Water Consumption	\$5.65	\$0.94	\$0.22	\$1.16	\$6.81
Water Service	\$2.46	----	\$0.08	\$0.08	\$2.54
Sewerage Usage	\$4.69	\$0.93	\$0.19	\$1.12	\$5.81
Sewerage Service	\$1.62	----	\$0.06	\$0.06	\$1.68
Garbage Service	\$19.88	\$5.32	----	\$5.32	\$25.20
Mosquito Control	\$2.24	----	\$0.08	\$0.08	\$2.32
Recreation Service	\$1.43	----	\$0.05	\$0.05	\$1.48
LADHH Safe Water Fee	\$1.00	----	----	----	\$1.00
Total	\$38.97	\$7.19	\$0.68	\$7.87	\$46.84



Water Rate Comparison


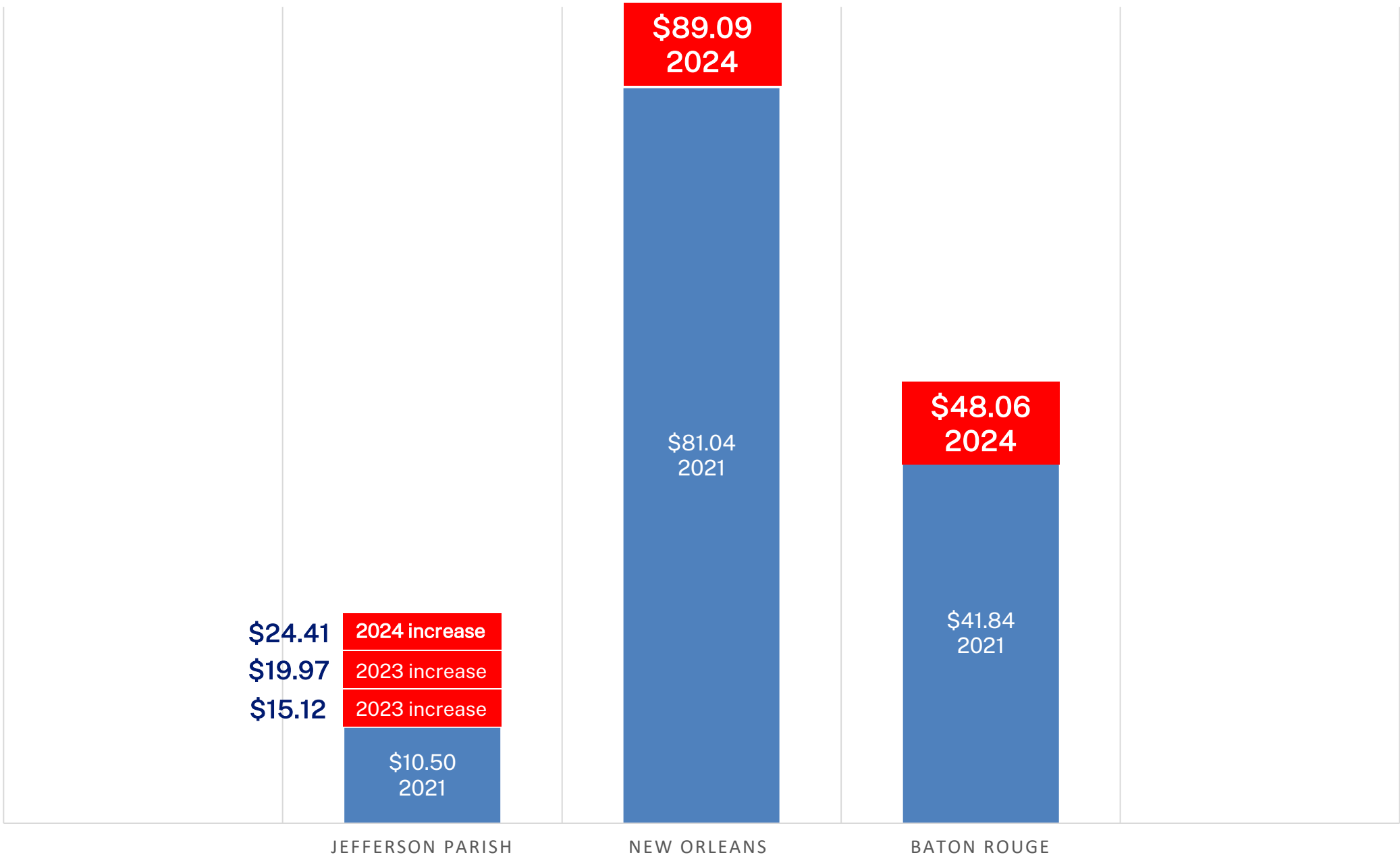
(Based on average Jefferson Parish customer usage of 6,200 gallons/month)



Current Sewer Rate Comparison

Jefferson Parish vs. New Orleans & Baton Rouge

(Based on average Jefferson Parish customer usage of 6,200 gallons/month)



Current Garbage / Recycling Rate Comparison

Jefferson Parish vs. New Orleans & Baton Rouge

(Based on Residential Monthly Charge)

Jefferson Parish: \$25.20 (Includes **twice**-per-week garbage pickup)

Baton Rouge (2023): \$35.23 (Includes **twice**-per-week garbage / once-per-week recycling pickup)

New Orleans (2023): \$24.00 (Includes **once**-per week garbage / once-per-week recycling pickup)