



DAILY DEBRIS COLLECTION REPORT

Daily Report For: 10/13/2021

Client: Jefferson Parish, Louisiana

Mission/Event: Hurricane Ida (DR-4611-LA) Debris Removal

Debris Hauler: DRC Emergency Services

Report Generated On: 10/14/2021



DAILY SUMMARY

Wednesday, October 13, 2021

Total Loads Collected:	502
Average Load by CY:	43
Minimum Load by CY:	3
Maximum Load by CY:	70
Average Load Call %:	73%

Hanging Limbs:	882
Leaning Trees (All):	4



FIELD MONITORS

Monitor Count per Day



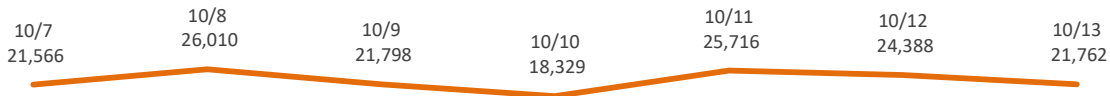
Wednesday, October 13, 2021

Days from Debris Removal Start:	38
Days from FEMA Disaster Incident Start:	49



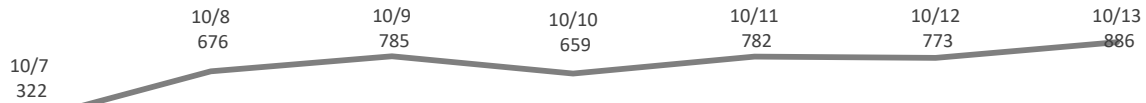
ROW HAUL TREND

Cubic Yards (CY) per Day



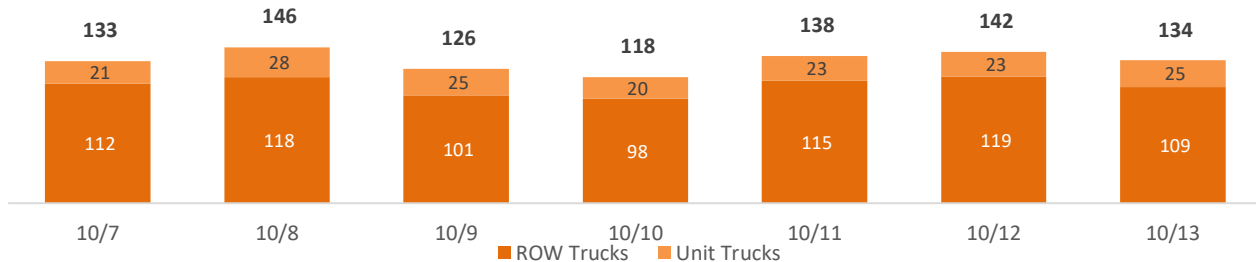
TREE WORK TREND

Tickets per Day



EQUIPMENT

Truck & Trailer Count per Day





DAILY DEBRIS COLLECTION REPORT

Daily Report For: 10/13/2021

Client: Jefferson Parish, Louisiana

Mission/Event: Hurricane Ida (DR-4611-LA) Debris Removal

Debris Hauler: DRC Emergency Services

Report Generated On: 10/14/2021

Right of Way (ROW) Collection Detail

Wednesday, October 13, 2021

Debris Type	Daily Collection		Project to Date	
	Loads	CY	Loads	CY
Construction & Demolition (CD)	231	9,558	3,784	179,582
Mulch	1	95	427	40,732
Compact CD	28	2,777	147	14,468
Beach Sand	63	1,270	1,355	26,725
Vegetation	294	12,288	17,661	825,712
	617	25,988	23,374	1,087,219

Debris Management Site (DMS) & Final Disposal Site (FDS) Detail

Wednesday, October 13, 2021

Disposal/Landfill Site Name	Daily Collection		Project to Date	
	Loads	CY	Loads	CY
David Dr DMS	87	3,693	5,981	283,455
GI Landfill Ln DMS	46	1,912	1,164	53,846
Peters Road DMS	136	5,239	1,611	60,493
Hwy 90 FDS	39	3,328	1,072	55,398
Lafitte DMS	17	993	637	39,834
River Birch FDS	-	-	423	40,317
Beach Sand Screen	63	1,270	1,409	29,019
Privateer Blvd DMS	-	-	91	4,809
Harahan River Road DMS	73	2,262	3,878	179,271
River Birch Landfill DMS 2	70	2,957	4,208	186,216
Airline Hwy Magnolia DMS	86	4,334	2,900	154,561
	617	25,988	23,374	1,087,219

Unit Rate Debris Collection Statistics

Wednesday, October 13, 2021

Debris Type	Daily Collection	Project to Date
	Units	Units
Hanging Limbs	882	5,373
Leaning Trees	4	30
Dirty Sand	3	200
Vehicle	-	3
Waterway Debris	-	1
Clean Sand	16	320